

CAMBO

WHERE TRADITION MEETS VISION



DIGITAL WIDE CAMERAS

DIGITAL WIDE SYSTEM



The Cambo Wide Series provides true wide-angle coverage that is often lacking in many medium format digital photography systems today. With a choice of focal lengths starting at the incredible wide 23mm up to the moderate telephoto 180mm and options for even longer focal lengths, the Cambo Wide system of cameras are the ideal solution for today's architectural and landscape photographers.


The concept of the Cambo Wide family began decades ago. It grew out of architectural and landscape photographer's needs for a lightweight and portable camera that would produce the finest quality images. As large and medium format film was supplanted by high-quality digital backs as the pinnacle of photographic quality, Cambo evolved its Wide cameras to embrace this new technology.

Today we offer three distinctly different models of Wide cameras, the WideCompact, the WideRS 1600 and the Wide RS5000, each in different configurations. Each model has its own unique features, yet all are compatible with a shared family of lenses and digital back options.

All Cambo Wide models combine the quickness and portability of a hand-held DSLR, the latest digital-lens technology and the highest resolution digital backs. The end result gives you the finest quality images possible today.




© Photo by Ed Cooley



Delivering quality and customer satisfaction have always been a priority for Cambo. From design and material selection to final production and assembly, the whole process is based on years of experience combined with constant innovation in new production methods and state-of-the-art machining and measuring to obtain the maximum precision.

Each part is made with craftsmanship and dedication, every employee is trained to use the latest technologies and is performing in accordance with the required high quality standards.

Cambo's in-house manufacturing assures a constant supply in parts and pre-assembled products, in order to offer short lead times. At the same time this in-house process gives Cambo the flexibility to implement new industry developments without delay, while new products from third parties can be integrated virtually overnight.



Individual parts are machined in-house and measured with the narrowest possible tolerances. Next to that, assemblies are being fine-tuned and optimised to meet the standards.

Cambo build their own lens panels with Schneider and Rodenstock lenses in their specific focus mounts. Each lens panel is individually measured and adjusted with in-house optical equipment. Variations in optics will be optimised and lens panels are adjusted for their best performance.



RS 5000-1200

- Precision engineered robust body
- High grade aerospace aluminium
- Comfortable ergonomic wooden handgrips on WRS-5000 and WRS-1250
- Gear driven rear lateral and vertical movements
- Stitching possibilities four-way
- Weight compensation for digital back on WRS-5000
- Built-in spirit levels
- Interchangeable lenspanels with tilt/swing options
- System compatible accessories
- Arca compatible tripod mount and 3/8" mount

CAMBO WIDE RS 5000

The Wide RS series, which stands for rear shift, offer smooth and precisely geared movements: rise and fall as well as lateral shifts on the rear panel. While the image-placement movements are of key importance to archi-tectural photographers, the image plane movements offer great possibilities for stitching images together for extreme wide or panoramic effects without changing the perspective and the vanishing point.

Five built-in spirit levels on top, bottom and side make it easy to level the camera for both horizontal and vertical alignment and the convenient grips with removable cable release enables the photographer to handhold the camera for faster and more spontaneous applications.

Made of high-grade aluminium alloy, the Wide RS makes a lightweight, yet durable travel companion for any photographer working in the field.

The Wide RS is designed to accept all of the high resolution, medium format digital backs from PhaseOne, Hasselblad and Mamiya Leaf, including their latest models. These backs offer portability with built-in storage and image preview and review. Adapter plates are available for backs compatible with Hasselblad-V and H-series, PhaseOne IQ/XF and Mamiya AFd, Contax 645 as well as Leaf Afi/Sinar HY6 and Sinar 30|45.


To round this amazing system, the Wide RS series accept the fine selection of Rodenstock Digaron HR lenses designed for digital photography. Choose from a variety of focal lengths, from 23mm to 180mm.

Each lens is mounted in a dedicated lens panel, that offers convenient helical focusing and a built-in mechanical Aperture or choose from the newly introduced electronic leaf X-shutter system. Many of these lenses offer a generous image circle that allows for plenty of image-control shifts and tilt/swing options.


Or choose from several adapting lens panels offering possibilities to mount third parties lenses from other system cameras.



Side by Side	RS 5000	RS 1200	RC 400
Dimensions (w x h x d)	190 x 175 x 55 mm	160 x 165 x 45 mm	125 x 145 x 45 mm
Weight (no lens)	1180 gr	940 gr	540 gr
Movements (mechanical limitations)	Lateral: +22,5 / -22,5mm and Vertical: +25mm / -15mm	Lateral: +20mm / -20mm and Vertical: +25mm / -15mm	Lateral: +20mm / -20mm or Vertical: +20mm / -20mm



WRS-5000




WRS-1200



12



08



09



Lens not included

RS5000

FEATURES

- 01 Camera body with inlay
- 02 Arca style tripod mount
- 03 Lenspanel locking levers
- 04 Horizontal shift control
- 05 Vertical shift control
- 06 Wooden handgrips
- 07 Removable cable release
- 08 Spirit levels
- 09 Horizontal scale
- 10 Vertical scale
- 11 Accessory mount plate
- 12 Accessory shoe (option)
- 13 XL grip gear knobs
- 14 LED light included
- 15 Built-in weight compensation for Digital back

RS1200

FEATURES

- 01 Camera body
- 02 Arca style tripod mount
- 03 Lenspanel locking levers
- 04 Horizontal shift control
- 05 Vertical shift control
- 07 Removable cable release
- 08 Spirit levels
- 08 Horizontal scale
- 10 Vertical scale
- 11 Accessory mount plate
- 12 Accessory shoe (option)
- 13 Accelerated gears
- 14 LED light included

RS 1600

- Precision engineered robust body
- High grade aerospace aluminium
- Built-in rotation between landscape and portrait position
- Integrated ergonomic wooden handgrip
- Gear driven rear lateral and vertical movements
- Stitching possibilities four-way
- Built-in spirit levels
- Interchangeable lenspanels with tilt/swing options
- System compatible accessories
- Arca compatible tripod mount and 3/8" mount

CAMBO WIDE RS 1600

Cambo is pleased to present the WRS-1600 camera body, the newest Wide series product, created from over 75 years of innovative experience with design and manufacturing of leading products in high-end photography.

The camera's unique feature is the ability to rotate from horizontal to vertical thus changing the orientation of the digital sensor with only a simple flip of the camera body, switching over is quick and easy to do.

The body always remains secure in the mount, there is no shift in weight or re-leveling required. The digital sensor remains central and there is no need to refocus as the camera, lens and digital back are being rotated as one unit. This saves time and effort when shooting on-location or when using this camera on the RPS copy stand.

Architectural and landscape photographers shooting in the field will benefit as the digital back remains in place, protecting the sensor from exposure to the elements. The camera base fits direct to the PCH precision gear head, so there is no need to use fiddly quick release plates, the camera stays firmly fixed in position.

As you may expect, the body has lateral displacement built-in, using Cambo's unique accelerated gears with detents on every 5mm. This allows for quick and secure placement of the sensor when setting perspective controls and especially when stitching.

This new WRS-1600 is 100% compatible with the full range of WRS accessories such as lenspanels with Rodenstock HR optics, including Cambo's unique tilt/swing options for selective sharpness and optionally with the latest electronic leaf X-shutter system.



Side by Side	RS 5000	RS 1600	RC 400
Dimensions (w x h x d)	190 x 175 x 55 mm	180 x 160 x 63 mm	125 x 145 x 45 mm
Weight (no lens)	1180 gr	920 gr	540 gr
Movements (mechanical limitations)	Lateral: +22,5 / -22,5mm and Vertical: +25mm / -15mm	Lateral: +20mm / -20mm and Vertical: +20mm / -20mm	Lateral: +20mm / -20mm or Vertical: +20mm / -20mm



Lens not included



RS 1600

FEATURES

- 01 Camera body
- 02 Arca style tripod mount
- 03 Lenspanel locking levers
- 04 Horizontal shift control
- 05 Vertical shift control
- 06 Removable cable release
- 07 Spirit levels
- 08 Horizontal scale
- 09 Vertical scale
- 10 Accessory mount plate
- 11 Accessory shoe (option)
- 12 LED light included
- 13 Accelerated XL gears
- 14 Lever for H/V rotation
- 15 Mount for handstrap

RC 400

- Precision engineered robust body
- High grade aerospace aluminium
- Optional handgrips
- Removable tripod mount Arca dovetail compatible
- Gear driven rear lateral or vertical movements
- Stitching possibilities
- Built-in spirit levels
- Interchangeable lenspanels with tilt/swing options
- System compatible accessories

CAMBO WIDE COMPACT RC 400

Here is the perfect portable solution for high-quality medium format digital imaging. The Wide Compact is ideal for photographers who want to travel as light as possible but still be able to produce the highest quality images.

While the Wide Compact offers image-placement control movements, these will be by choice of orientation of the camera. This results in an even smaller and lighter version of the Cambo Wide series. The Wide Compact body has the same accessory system support on all four sides, each accepting either one or two handgrips, a tripod mount, the WRS-1090 Compendium, or an optional cold shoe mount.

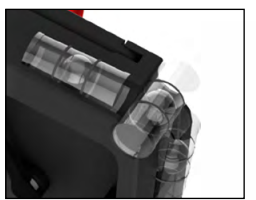
The Wide Compact body accepts Phase One, Leaf, Hasselblad and Sinar digital backs. Mounts are available for digital backs with Hasselblad V-series and H-series interface, as well as PhaseOne, Mamiya 645DF, Contax 645AF, Leaf AFi, Sinar HY6 and 30|45.

It also accepts the full range of WRS lens panels that incorporate Rodenstock Digaron lenses, including the super-wide Rodenstock HR Digaron-S 23mm, as well as a range of adapting lens panels. The combination of perspective control, Cambo's optional tilt/swing lenspanels and stitching possibilities provide the photographer with a wealth of possibilities with this small and lightweight camera platform.

The Wide Compact can be used on a tripod or handheld for more spontaneous shooting situations. It also features six built-in spirit levels, an accelerated gear drive for the movements, cable release and hooks for a neck strap. Four sides have accessory mounts for an accessory shoe, viewfinders, iPhone holder and handgrip. The tripod mount has 3/8" and 1/4" thread and has a removable Arca compatible dovetail mount. It can be placed on any side of the camera body.



Side by Side	RS 5000	RS 1600	RC 400
Dimensions (w x h x d)	190 x 175 x 55 mm	180 x 160 x 63 mm	125 x 145 x 45 mm
Weight (no lens)	1180 gr	920 gr	540 gr
Movements (mechanical limitations)	Lateral: +22,5 / -22,5mm and Vertical: +25mm / -15mm	Lateral: +20mm / -20mm and Vertical: +20mm / -20mm	Lateral: +20mm / -20mm or Vertical: +20mm / -20mm

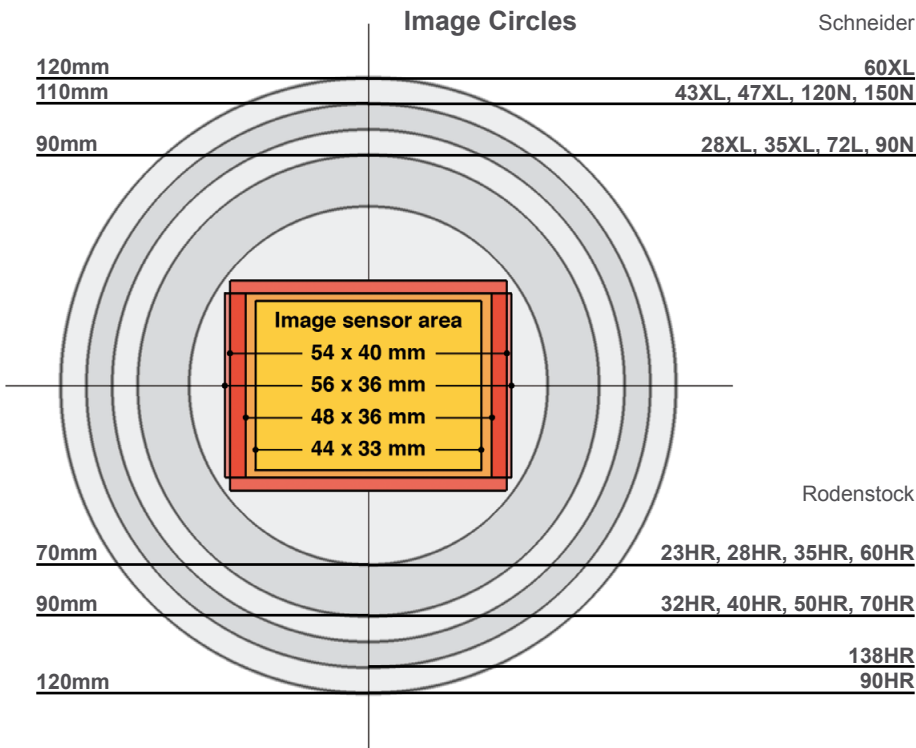


RC 400

FEATURES

- 01 Camera body
- 02 Removable tripod mount
- 03 Lenspanel locking levers
- 04 Shift control knob
- 05 Shift indicating scale
- 06 Accessory mount 4x
- 07 Spirit levels top/right
- 08 Spirit levels bottom/left
- 09 Mount for adapter plate
- 10 3/8" tripod plate
- 11 Accelerated gear
- 12 Position for horizontal movements or stitches

Lens not included



Cambo offers a wider choice of lenspanels than those listed here. Other lenspanels with Rodenstock lenses may be made upon request. Note that Schneider has stopped production of their lenses. Cambo also offers retrofitting of suitable lenses to lenspanels for use with the Wide family of cameras. Cambo Wide lenspanels are compatible with all Wide DS, RS and Compact family models as of 2000, as well as with the Phase One XT camera.

With shutter		WRX-23	WRX-32	WRX-40	WRX-50	WRX-70	WRX-90	N/A	N/A	WRX-180	N/A	WRS-HVSA	N/A	N/A
Shutterless		WRA-2023	WRA-2032	WRA-2040	WRA-2050	WRA-2070	WRA-2090	WRA-5105	WRA-2138	WRA-2180	WRS-M645		WRS-HV	WRE-CA
Glass-make		Rodenstock	Rodenstock	Rodenstock	Rodenstock	Rodenstock	Rodenstock	Rodenstock	Rodenstock	Rodenstock	Mamiya	Hasselblad	Hasselblad	Canon
Focal Length		23 HR-S	32 HR-W	40 HR-W	50 HR-W	70 HR-W	90 HR-SW	105HRmacro	138 HR-SW	180 HR-S	645 lenses	V-lenses	V-lenses	T/S lenses
Aperture		f 5,6	f 4,0	f 4,0	f 4,0	f 5,6	f 5,6	f 5,6	f 5,6	f 5,6				
ImageCircle		70 mm	90 mm	90 mm	90 mm	90 mm	120 mm	82 mm	110 mm	80 mm				
Tilt-swing		N/A	Optional	Optional	Optional	Optional	Optional	N/A	N/A	Optional	N/A	N/A	N/A	N/A
Short barrel		no	no	no	no	no	yes	option	yes	yes	no	no	no	no



Longer focal lengths, such as the 180mm and the Rodenstock 90HR-SW will be delivered as a short barrel version, herewith limiting the front extension to avoid vignetting from the long extending barrel and to distribute the weight in a better way.



The latest digital backs allow for shooting with a sensor based electronic shutter, often referred to as rolling shutter. This technology eliminates the need for a shutter in the lens. Note that there are limitations in the application of this feature. Cambo offers various adapting lensboards for other system lenses without shutter. Rodenstock lenses are also available with an aperture mount only.



Cambo is now offering the electronic X- shutter system for most of their lenses. *Note: X-shutters need an IQ4* Cambo will also offer remounting of existing lenses into an X-shutter when possible. Check cambo.com which ones are supported.

WTS

Tilt Swing Lenspanels

- Knob driven fine-gearred movements for tilt and swing
- +5°/ -5° tilt and +5°/ -5° swing into both directions
- Separate movements for tilt and swing, individual or simultaneously
- No need for separate adapter, all mechanics built-in
- High precision mechanism
- Center of rotation close to optical center of the lens avoiding image shifts
- Interchangeable with existing Wide DS, RS and compact bodies and panels
- Movement indicators separate for repeatability
- Shift possibilities in the WideRS body allow for shifts without changing lens position
- Available with Rodenstock's 32HR, 35HR, 40HR, 50HR, 70HR and 90HR-SW
- Also available with Rodenstock 180HR and in various Retrofit situations

Cambo offers WTS lenspanels with built-in tilt and swing options for the Wide Family cameras.

The use of tilt and/or swing will allow the photographer to optimise sharpness in a plane that is other than perpendicular to the optical axis. Increase sharpness close by while keeping sharpness further away, keep the best sharpness along a plane directing to the vanishing point. Or create intentional local unsharpness with lenses that have a great depth of field by nature.

Add those possibilities to your creative process and be ready to create your best images ever using Cambo's tilt/swing lenspanels.



WRS / WRC

Accessories

Cambo offers a retrofit service into WRS lenspanels. When you have existing lenses, special focal lengths, legacy lenses, or just favourite lenses that you want to keep working on your WRS system, ask Cambo for advise if your lens can be retrofitted, even with T/S.

For longer focal lengths Cambo is also offering a new long precision helical focussing mount with 25mm of travel, ideal for lenses longer than 90mm. Also suitable for lenses with a #1 shutter.



WRS-Retrofit
shown here with
Apo-Digitar 5,6/210 mm lens



SLW-80
Hasselblad-V



SLW-81
Leaf Afi / Sinar HY6



SLW-83
PhaseOne IQ/Mamiya AFD



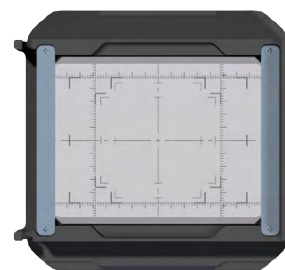
SLW-84
Sinar 30|45



SLW-87
Contax 645



SLW-89
Hasselblad-H



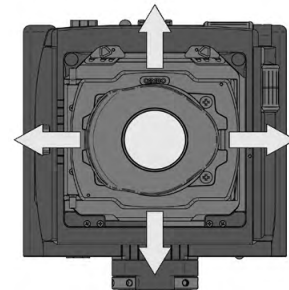
WDS-619
Universal ground glass
frame fitting to SLW-mount
for all Wide Family models
includes CCD frames



WRS-1068
Adapter for Mamiya RB film back



Macro Extension
extends to SLW Adapter
WRS-1048 48.8 mm
WRS-1017 17.0 mm
WRS-1010 10.0 mm



WDS-630
Shiftable 3x Loupe
for WDS-619
includes hinge for quick
access to ground glass



WDS-616
Flexible Loupe
for WDS-619
includes hinge for quick
access to ground glass



PCH / PCF
Precision Controlled Gear Head
fitting to Wide RS
Quick & Fine Geared movements
360° panning top & bottom
Arca style top mount



WRS-334
Levelling Head fitting to Wide RS
5° levelling
360° panning
Arca style top mount



Viewfinder Masks for WRS-1080 and WDS-580

WDS-924 for 23HR / 24XL
WDS-928 for 28HR / 28 XL
WDS-932 for 32HR
WDS-935 for 35HR / 35XL
WDS-940 for 40HR
WDS-943 for 43XL

WDS-947 for 47XL
WDS-950 for 50HR
WDS-960 for 60HR / 60XL
WDS-972 for 70HR / 72L
WDS-990 for 90HR / 90N
WDS-9120 for 120 N



Center Filter
WCF-23 for 23HR
WCF-23 for 28HR
WCF-32 for 32HR



WRC-H61
Handgrip for WRC-400
removable



WRS-1095
Adapter to 2-point fixation mount
for cameras with hot-shoe or
accessory shoe mount



WRS-1075
Accessory shoe plate
with 2-point fixation



WDS-1091
Longer rods for WRS-1090
for large lenses such as 32HR



WDS-585
Rubber Eyepiece for
WDS-580 / 1080



WRS-195
Carrying Case for WRS-5000
with extra cavities for lenses, digital
back and other accessories



WRS-1090
Compendium for Wide Family
with 2-point fixation
Rotates 90° Landscape - Portrait
Adjustable self-supporting extension
Includes Filter Holder 4x4"
Accepts Viewfinder or iPhone holder



WRE-CA
Adapting Lensboard for Canon T/S
lenses for use with sensor-based ES.
Adapter includes built-in electronic
aperture control
*lens not included



WRS-HV / WRS-HVSA
Adapting Lensboard for Hasselblad
500 series lenses for use
with sensor-based ES.
WRS-HVSA features Shutter Activator
*lens not included



WRS-M645
Adapting Lensboard for Mamiya 645
ProTL series lenses for use
with sensor-based ES.
PhaseOne blue ring lenses can be
mounted but w/o aperture control
*lens not included

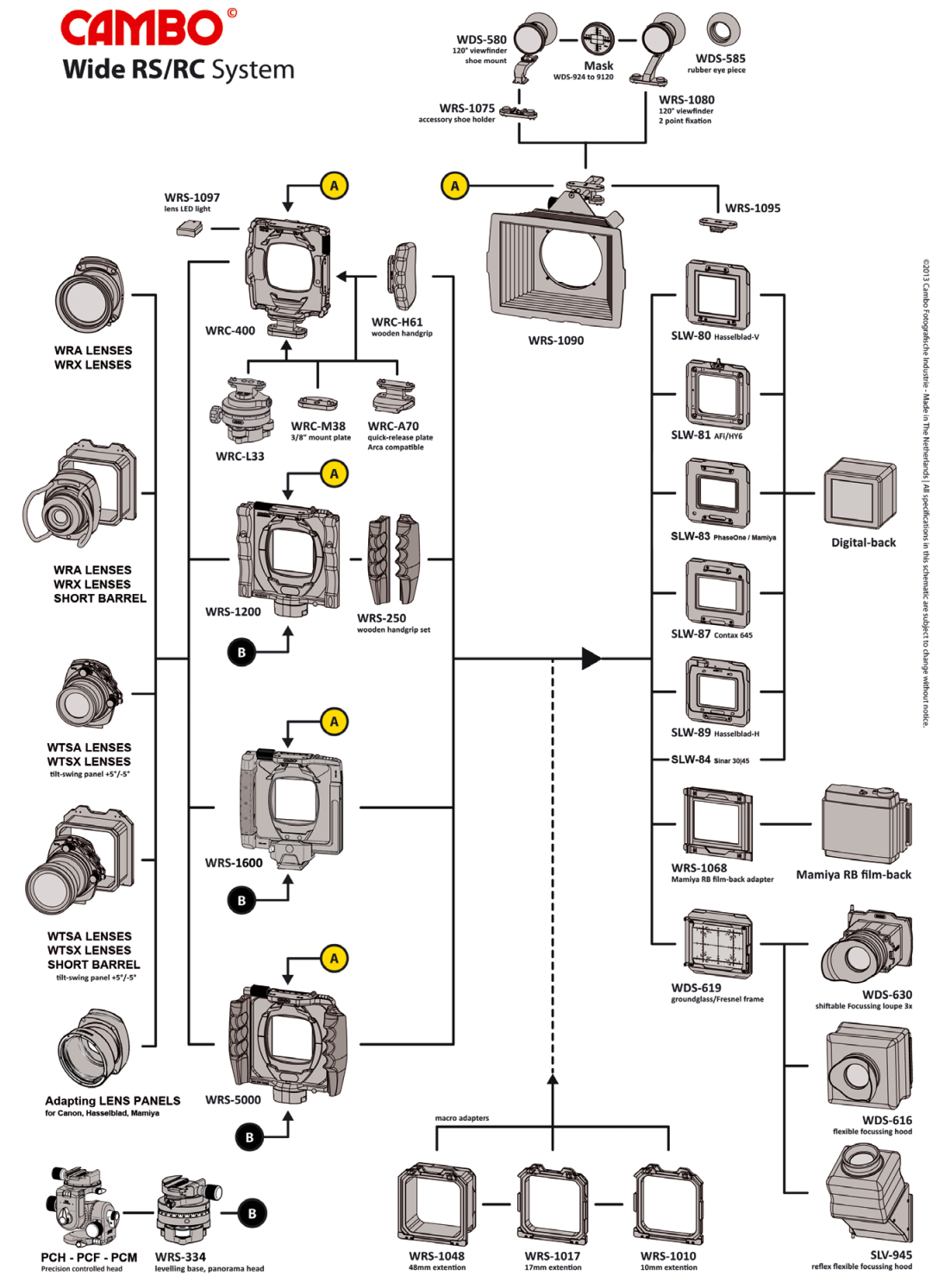
These pages show a selection from the extended range of accessories available for the Wide family of cameras. There is more than shown here. Always check www.cambo.com for the latest versions, for a full description of features and for compatibility and also check specific accessories for certain models, like handgrips, cable releases and for Special Editions.

For compatibility with the Phase One XT camera system you can check our website for more information with each accessory.



PHOTO BY PETRA APPELHOF

CAMBO®
Wide RS/RC System



©2013 Cambo Fotografische Industrie - Made in The Netherlands | All specifications in this schematic are subject to change without notice.



PHOTO BY ROBB WILLIAMSON



CAMBO FOTOGRAFISCHE INDUSTRIE BV
HAATLANDERDIJK 45 - P.O. BOX 200
8263 AP KAMPEN
THE NETHERLANDS
PHONE: +31 38 33 14644
FAX +31 38 33 15110
EMAIL INFO@CAMBO.COM
WEB WWW.CAMBO.COM



ALL MODELS AND SPECIFICATIONS IN THIS BROCHURE ARE SUBJECT TO CHANGE WITHOUT NOTICE.

PICTURES AND ILLUSTRATIONS MAY SHOW OPTIONAL ITEMS THAT ARE NOT PART OF THE ACTUAL PRODUCT.

CAMBO IS A REGISTERED TRADEMARK, ALL RIGHTS RESERVED.

v. 03-2021

PHOTO BY KARL B. STADDON